


Together @ Home



Here are some activities you could do together as a family, begin with the story and then do as many or as few as you like, in any order.

Bible Passage

Today we will be exploring together, the story of the Early Church.

You can find it in your Bible in:

Acts 2 v 42–47

Read the story together – choose a Bible translation or children’s story version which best suits your group.



Discussion

A question for adults to ask children

What similarities can you find between the early church and the church today?

Just like in the days of the first church we are meeting together in our homes on a Sunday although nowadays we are doing it online! We still spend time learning and listening to teaching, we pray together and take communion together.

The first believers shared everything they had including their money, possessions, food and land. They gave to those in need and shared the good news about Jesus with everybody they met. What sort of things can you see your church doing to help and serve others?

A question for children to ask adults

What is your favourite thing about church?

A prayer to say together

Dear God,

Thank you, the example of the early church who gave everything, to help and serve one another and you. Thank you that we can still learn from their example today.

We thank you for all those who are working to make sure that we can still be church together in our homes. We pray for all those leading churches around the world that you would give them strength and wisdom as they make decisions.

We pray that just like the early church we would see new members added to our own church communities. Amen

Family Activity 1 – based on Acts 2 v44

“All the believers were together and shared everything”

You will need:

A pile of rice – or something to use as counters. e.g. buttons, coins etc. A timer (you can use your phone)

Set yourselves a sharing challenge – give each person a small pile of rice, they do not have to be equal (in fact it is better if they are not) Give yourselves one minute on the timer to try and share out your pile of rice equally so everybody has the same amount at the end.

Once everybody has had a go, push all the piles together and work as a team to divide it up equally.

You could use this activity to discuss how our giving and sharing in church works, we all have different amounts we can contribute but by sharing what we have we can make sure that everybody has something.





A verse to remember

Acts 2 v 46

“They ate together in their homes, happy to share their food with joyful hearts.”

Try to learn this verse together, you could come up with some actions to help you remember it or decorate the verse on a piece of paper or card together and put it up somewhere to remind you of it through the week. Why not recite it together before meals asking God to keep your hearts joyful in difficult times.

Family Activity 2 – based on Acts 2 v47

“They praised God and were liked by all the people”

You will need: Music

Play a game of ‘Musical Compliments’ – when the music plays everybody should dance around. When the music stops, everybody should compliment somebody else in the room and tell them something they like about them.

“Feels Good (Upbeat song)” by Rend Collective Kids is a great song to use – it is all about how good it feels to be together.

<https://www.youtube.com/watch?v=LJxVHzARMmE>



Helping children think about giving

Why not encourage your children to think about how they can give and share what they have.

Now is a great time to sort through old books, toys or clothes and think about who they could pass them on to or share them with.

It is good to help children think about tithing as well. If your child receives pocket money why not make sure they receive it in a form that makes it easy to set some aside for God. e.g. If your child receives £2 make sure it is made up of change including a 20p that they can set to one side.


Active Prayer

Share a prayer...

The early church shared *everything*, why not try sharing a prayer together. One person begins by saying a word e.g. Dear and the next person says the next word of the prayer e.g. God. Take it in turns to add one word at a time to your prayer. The prayer finishes when somebody adds the word Amen.



A colouring page you could print and colour together



ACTS 2 v 46

"They ate together in their homes,
happy to share their food with joyful
hearts."

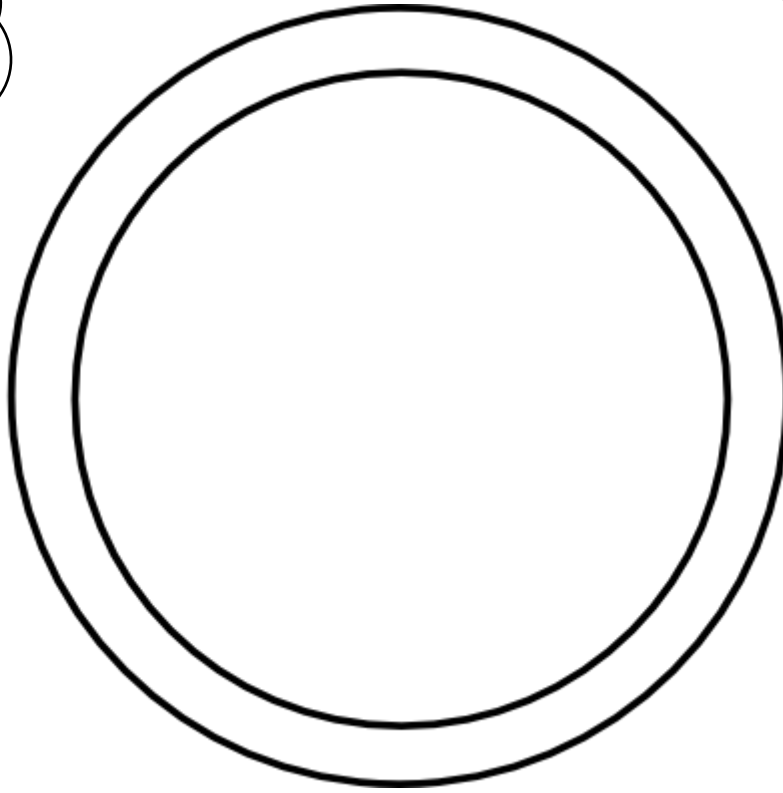
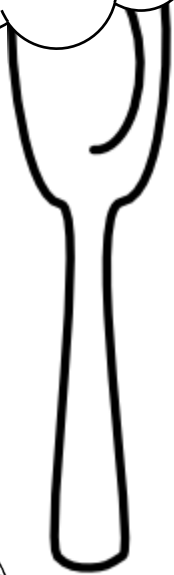


Puzzle Sheet

There are coins like this one hidden on the page... how many can you find?



Finish the picture... draw the perfect meal to share together




D	U	B	L	S	B	L	A	D	R	F	W	S	E	L
O	D	S	W	C	D	W	V	Y	E	B	L	M	M	S
C	S	U	J	H	D	K	D	D	F	V	A	C	S	R
T	J	H	U	U	C	I	Q	J	E	D	A	Z	E	E
R	H	P	I	H	S	W	O	L	L	E	F	S	L	D
I	Q	P	U	E	O	J	E	I	J	B	P	L	T	N
N	O	R	O	C	K	B	R	E	A	D	P	B	S	O
E	C	E	E	N	Q	S	N	P	O	K	A	T	O	W
H	Y	L	T	S	A	F	D	A	E	T	S	M	P	P
V	E	V	P	Q	D	E	D	I	V	I	D	O	A	M
M	W	R	E	H	T	E	G	O	T	K	B	S	B	C
F	D	A	I	L	Y	U	R	T	U	A	V	N	N	C
P	O	S	S	E	S	S	I	O	N	S	Q	G	O	V
S	E	A	T	L	K	E	Y	V	G	T	D	I	B	Z
W	B	R	C	S	R	E	Y	A	R	P	V	S	U	B

APOSTLES
BREAD
CHURCH
DAILY
DIVIDED

DOCTRINE
FELLOWSHIP
POSSESSIONS
PRAYERS
SAVED

SIGNS
STEADFASTLY
TOGETHER
WONDERS



Find your way through the maze from the bottom to the top

Answer: There are 8 coins hidden on the page

